



PerioScan – the gentle prophylaxis competence

Fear turns into satisfaction.

The Dental Company

**sirona.**

“Prophylaxis without pain?  
That is great!”

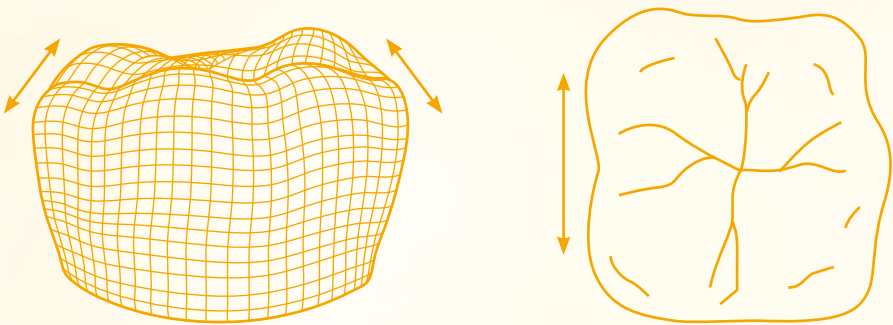
Wouldn't it be nice if patients came to you without fear? Unfortunately, often the opposite holds true. One of the reasons: fear of pain. PerioScan will put an end to this. Our prophylaxis professional provides precise work through controlled oscillations, and causes

hardly any pain. A necessary appointment will turn into a wellness visit and you can be sure of the following: Your treatment procedure will not change – and your patients will love it. **Enjoy every day. With Sirona.**



# Ensure positive moves.

Healthy teeth and happiness: Due to its controlled oscillations, Sirona's prophylaxis professional will cause your patients virtually no pain. It is gentle on the gums and tooth surface; in short: gentle, precise technology.





Thanks to linear oscillations on the tooth surface there is practically no more pain.



# A light at the end of the tunnel for healthy teeth.

Detection that provides satisfaction: PerioScan will inform you right during the treatment of the location of calculus – optically, and if desired, also via an acoustic signal. So that you can now see and hear what, so far, has only been detected by tactility. This means for you that diagnosis and treatment have never been as combined as now, with no problems and hardly any pain.



## Highest performance without setbacks

The tip's distal end impresses with up to 32,000 movements per second. What is so special about it? The oscillations occur in a linear manner to the tooth. This way, your patient will experience almost no pain, unlike the treatment with uncontrolled lateral movements.

## Longer without pain

After several treatments, the tip will slowly wear out, leading to decreased performance and a change in the oscillation pattern. This can cause your patients unnecessary pain. Therefore: Check the tips regularly with the special Sirona checkcard (included in the scope of supply) and replace them in time.

## This is how the invisible is uncovered

As soon as the ultrasonic tip touches the tooth root during the treatment, the signal ring on the handpiece will reliably provide you with information regarding the condition of the root surface. Green light signals "healthy root surface" and blue light indicates "calculus". In addition, the signal ring's color changes are also displayed

on a colored tooth diagram on the PerioScan display. You can additionally take advantage of an acoustic sound signaling the detection of calculus.



# How to take care of your patient relationships.

Fear is caused by insecurity. The right counseling, however, creates trust. With PerioScan your patients will understand treatment procedures easily and quickly. The display enables you to show what is going on in the patient's mouth. You can also activate an acoustic

signal for the detection of calculus. This way your patient will know at any given time what you are currently doing and be informed about the positive progress of the treatment.



## Virtually pain-free way to satisfaction

Tell your patient about the upcoming virtually pain-free treatment with controlled oscillation. If the patient is prepared for less pain, he will feel less pain.

## Healthier, signal by signal

Danger perceived, danger removed. During the treatment, PerioScan can acoustically send information about the treatment's progress. This way, your patients hear what you see: calculus being removed.



More than virtually pain-free prophylaxis:  
Your new all-rounder.



PerioScan doesn’t just satisfy your patients. It will also make you feel comfortable since the all-in-one solution offers a range of different application possibilities for your practice. And that is not all – due to its small size and light weight, PerioScan can be used wherever you need it.



Scaling

Sirona offers a number of tip variations for all the steps of a thorough, gentle and long-lasting supragingival calculus removal, guaranteeing that your patients’ treatment is virtually pain-free.

Periodontology

Gentle access to prevention, treatment and after-care: PerioScan also removes calculus in deep gingival pockets. Among other things, the new tips with markings for estimating the depth of the pockets assist you.

Implantology

Always on the safe side with implants and restorations: The all-rounder is gentle on the surfaces and provides an ideal biofilm management of implants, metal and ceramic restorations.

Endodontics

Ideal for irrigating root canals in which an adequate solution, such as sodium hypochlorite, has been applied previously. The ultrasonic oscillation increases the effectiveness of the solution and also aids in the advancement into the capillaries.

Retrograde root treatment

This way you will be able to treat hard-to-reach areas: tips angled about 20° (right or left) to the retrograde apicectomy now let you reach your goal in the treatment area easily and comfortably.

Micropreparation

Tips that easily fit into all areas: in the minimally invasive preparation, you have universal access to all quadrants (there are two tips per size).

Filling therapy

Perfect for gentle and safe insertion of inlays (e.g. CEREC): PerioScan’s ultrasonic technology assures an ideal distribution and adaption of the composite mass in the cavity.

# PerioScan – your advantages in your practice.

For several decades, Sirona has stood for prophylaxis competence. The result: a treatment instrument that is completely adapted to a dentist’s needs and desires. This is because the intelligent mode of operation of PerioScan guarantees an effortless integration into your daily routine. Great that you can now rely on this device every day.

**PerioScan offers even more**

Our device leads to satisfaction. A promise that now applies to you as well as to your patients:

- Controlled oscillations for less pain
- Promotion of your relationship with the patient
- Diagnosis and therapy without annoying change of instruments
- Supporting visual and acoustic detection of calculus
- Broad spectrum of applications
- Intuitive user interface

**Handy**

The ergonomically shaped handpiece fits into your hand perfectly. Due to its light weight, you will not tire, even during longer-lasting treatments.

**Intuitive**

Prophylaxis could not be any easier: the intuitive use of the display increases the speed of your work processes and guarantees easy handling, even in the case of difficult tasks.


**Comfortable**

With the functional foot pedal, you will be able to precisely control your work from the start of the treatment to the flushing process, without having to make adjustments to the handpiece or to the actual PerioScan.



Version	REF.
PerioScan, version 230 V (incl. PerioSonic, hose, foot pedal, PerioSonic-set)	60 30 337
PerioScan, version 120 V (incl. PerioSonic, hose, foot pedal, PerioSonic-set)	61 95 288
PerioSonic-set (SIROPERIO PE 1–3, tip no. 4L)	61 29 105

Technical data	PerioScan
Input voltage	230 V ~ 50–60 Hz/120 V ~ 60 Hz
Model type	Class I – Type B
Consumption	40 VA
Dimensions (D/B/H)	305/150/220 mm
Drive	Piezoelectronic
Oscillation	Linear
Oscillation frequency	28–32 kHz
Weight	3.1 kg



### **Sirona – unique worldwide systems expertise in dental equipment products**

Sirona develops and manufactures a comprehensive range of dental equipment, including CAD/CAM Systems for dental practices (CEREC) and laboratories (inLab), Instruments and Hygiene Systems, Treatment Centers and Imaging Systems. Sirona manufactures high technology products that guarantee ease of use and a high return on investment – for the good of your practice and for the benefit of your patients. In this way, you can approach every challenge you face with confidence. **Enjoy every day. With Sirona.**

Sirona Dental Systems · E-mail: [contact@sirona.com](mailto:contact@sirona.com) · [www.sirona.com](http://www.sirona.com)

The Dental Company

sirona.